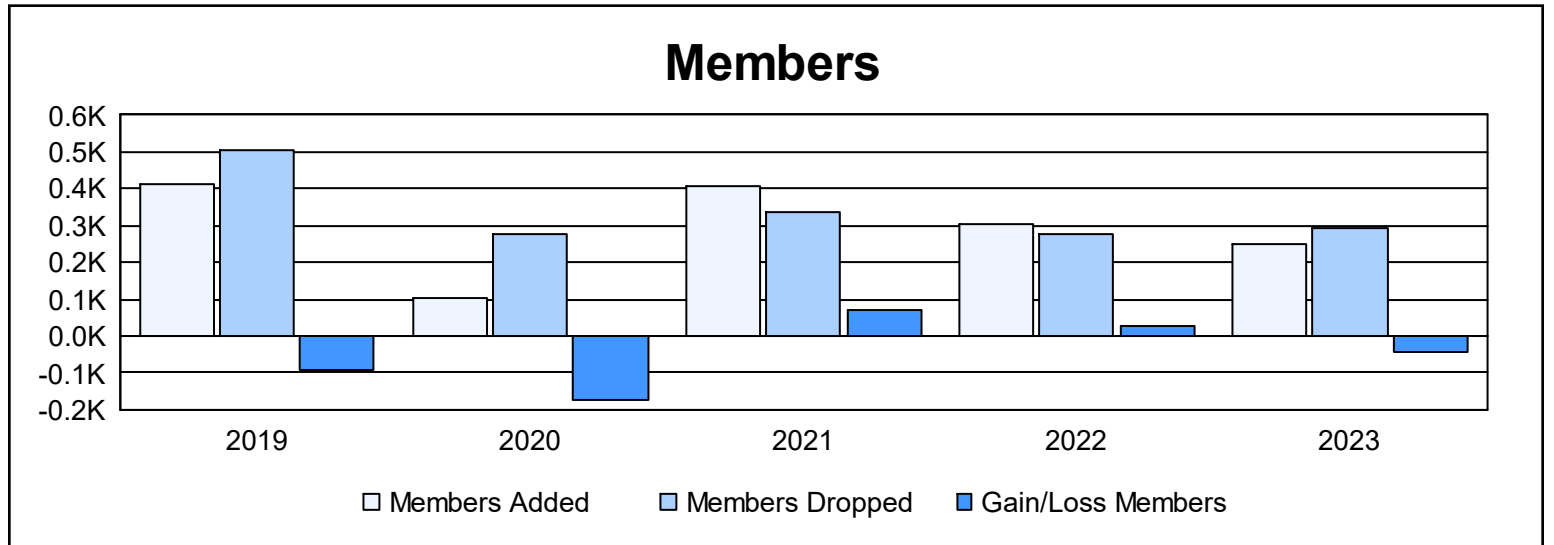
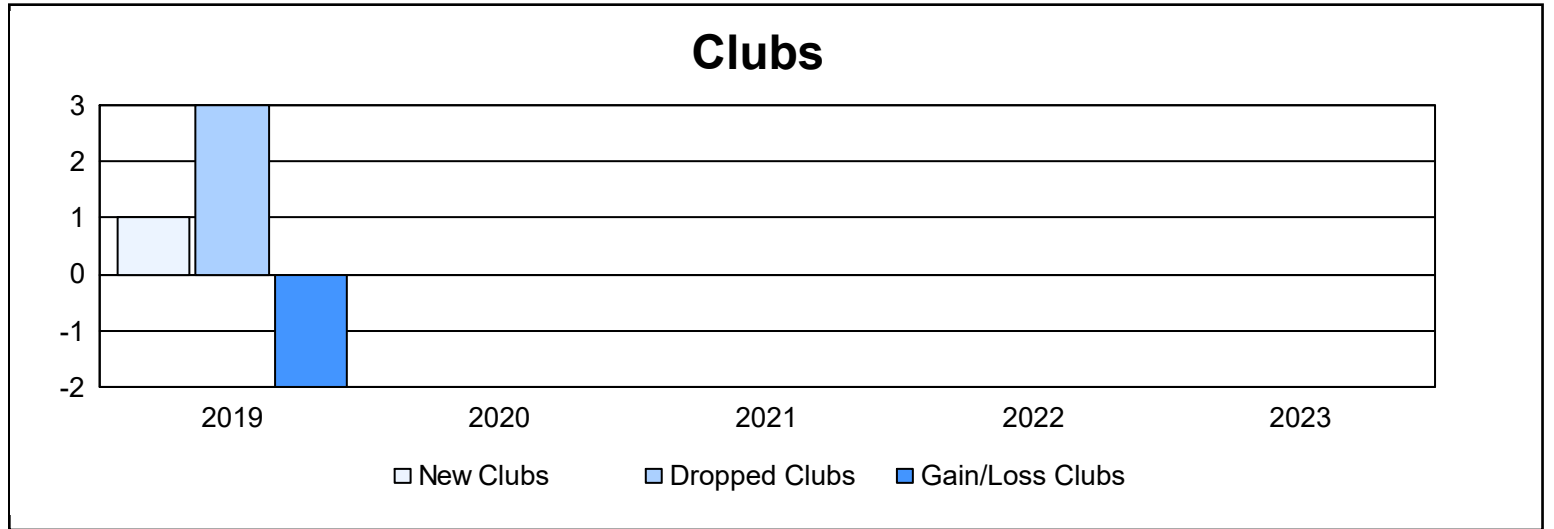
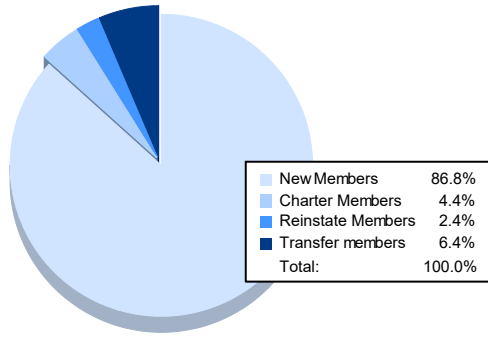


Year	New Clubs	Dropped Clubs	Gain/Loss Clubs	New Members	Charter Members	Reinstate Members	Transfer Members	Total Member Added	Total Members Dropped	Gain/Loss Members
2018-2019	1	3	-2	311	68	18	18	415	505	-90
2019-2020	0	0	0	4	30	40	31	105	277	-172
2020-2021	0	0	0	358	12	6	29	405	334	71
2021-2022	0	0	0	277	12	4	10	303	277	26
2022-2023	0	0	0	217	11	6	16	250	292	-42
<b>Average</b>	<b>0</b>	<b>1</b>	<b>0</b>	<b>233</b>	<b>27</b>	<b>15</b>	<b>21</b>	<b>296</b>	<b>337</b>	<b>-41</b>



### Membership Composition June 2023 Cumulative



### Gender Composition June 2023 Cumulative

